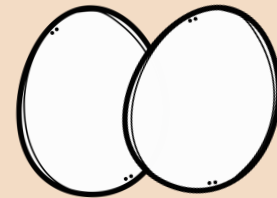



SQUAWKING

COLOR AND
BLACK & WHITE



ARTICULATION

GAME COMPANION CREATED BY: PANDA SPEECH®, LLC

SQUAWKING ARTICULATION

Chicken game not included, must be purchased separately.

Initial/medial/final /s/ & mixed sblends SAMPLE

This activity was designed to be a simple, no-prep game companion to target articulation in an engaging way. The full version includes the following sounds: Initial/final p/b/m (for bilabials and final consonants), final t, d, n (for final consonants), initial/medial/final: k, g, f, v, l, s, z, sh, ch, j, th, l blends, , sblends (sp, st, sm, sn, sk, sl, sw, mixed), pre-vocalic r, er, or, ar, air, ear, & rblends. I also included blank open-ended pages.

Materials Needed:

Chicken Squawking Game (Search Squawk on Amazon) *game not included must be purchased separately

Bingo chips or other place markers (mini erasers, candy, dry erase markers)

Optional: play dough, bingo dotters, crayons

Assembly: Low Prep! Print the squawking mats in color, one sided. Laminate or place in sheet protectors (optional, not required). Use the black & white version for an ink friendly option.

To use: Set the squawking mats in front of the student (by target phoneme). Play the chicken squawking game as directed. The student will roll a die and push down on the chicken that number of times on the dice. Before they push the chicken, they will place a bingo chip or other place marker over one of the target words on the mat and practice it the number of times on the dice. After they practice, they will push the chicken and see if an egg pops out (an egg will pop out by chance). If an egg pops out the student will open up and see if there is a chick or a fried egg. If it is a chick, the student collects a chick token. If it is a fried egg, the turn moves on to the next player. The goal of the game is to get as many chick tokens as you can (and my goal is to get 100 + trials using these mats).

Variations:

- Play dough mats: The student will squish play dough over each chick after they practice the target word.
- Bingo chips: The students will place a bingo chip over each circle on the cards as they practice the target word (to use as a drill mat without the game)
- Bingo dotters: Use the black and white version and have the student dot the target word after they practice it (low prep and ink friendly option)

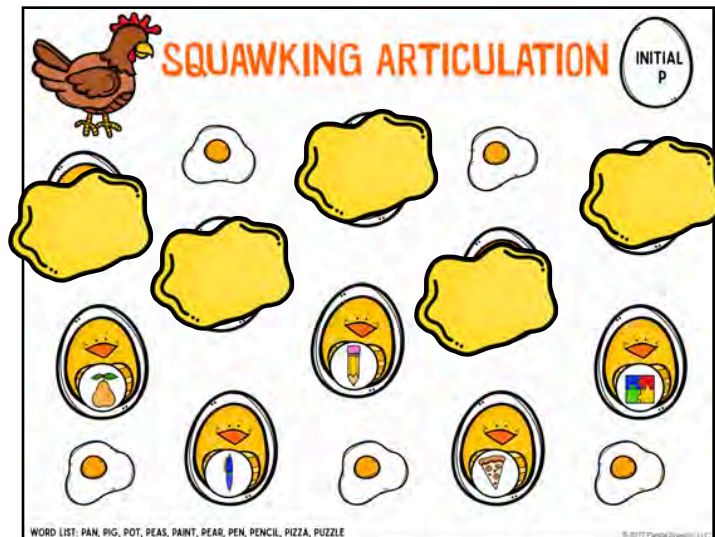

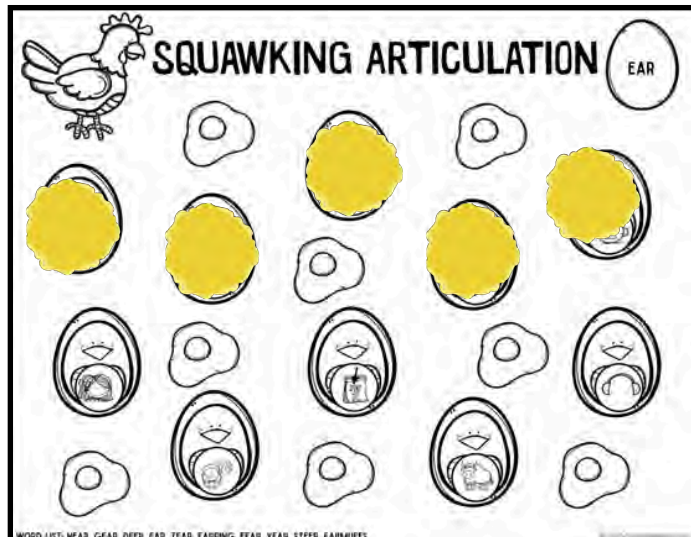
EXAMPLES OF GAME SET UP




BINGO DOTTERS



PLAY DOUGH






SQUAWKING ARTICULATION

INITIAL
S



WORD LIST: SOCK, SUN, SOAP, SEAL, SAW, SAIL, SUB, SIGN, SIT, SAD




SQUAWKING ARTICULATION

MEDIAL
S



WORD LIST: PENCIL, ICE CREAM, GLASSES, ICING, LISTEN, MUSCLE, ERASER, DINOSAUR, WHISTLE, BASEBALL

© 2017 Panda Speech, LLC




SQUAWKING ARTICULATION

FINAL
S



WORD LIST: ICE, BUS, HORSE, HOUSE, DRESS, FENCE, MOUSE, NURSE, DICE, GRASS




SQUAWKING ARTICULATION

MIXED
SBLENDS

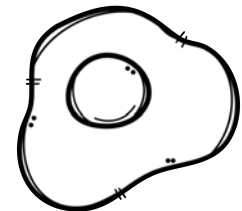
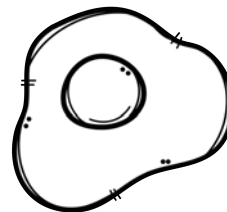

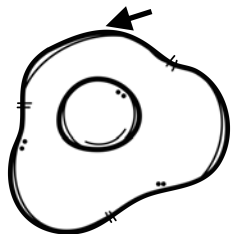

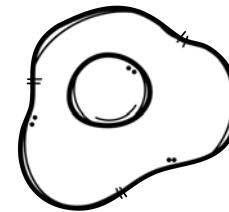
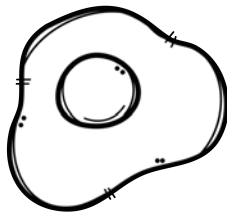

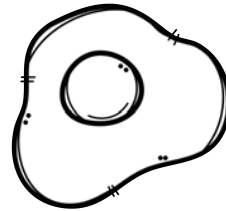

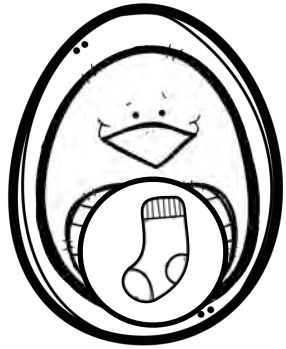

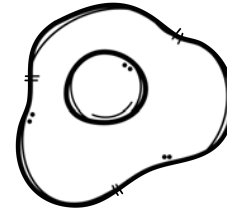
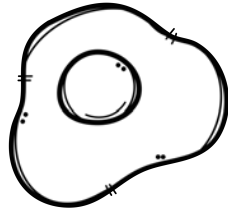


WORD LIST: STAR, SMILE, STOP, SCHOOL, SNAKE, SPOON, SNAIL, SMOKE, SKY, SPIDER




SQUAWKING ARTICULATION

INITIAL
S

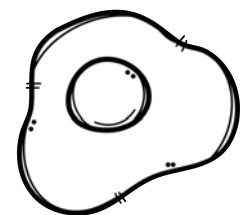

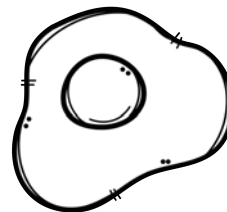
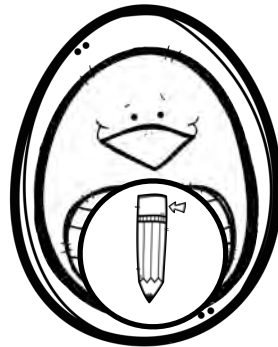
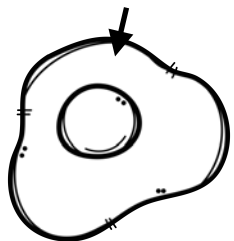

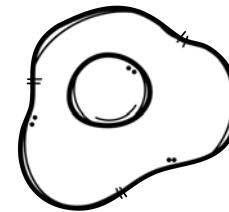
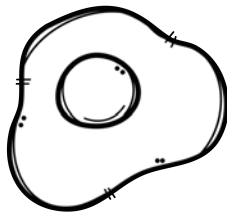
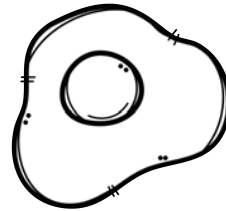
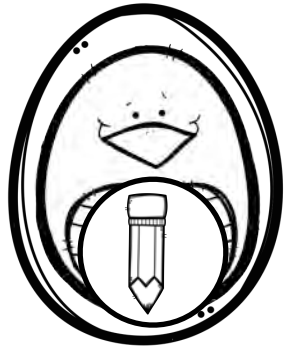
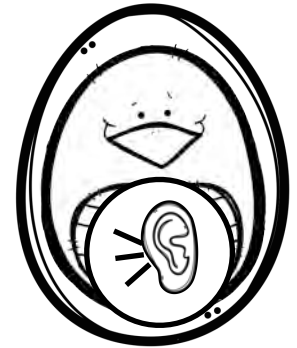
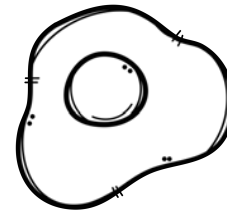

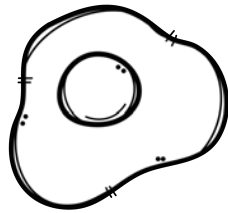


WORD LIST: SOCK, SUN, SOAP, SEAL, SAW, SAIL, SUB, SIGN, SIT, SAD




SQUAWKING ARTICULATION

MEDIAL
S

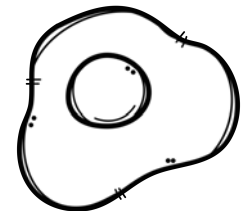

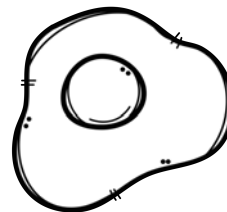

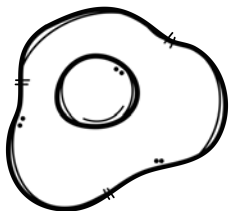

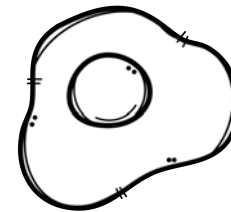

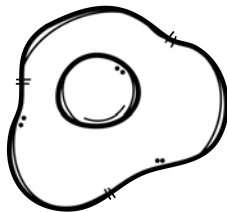


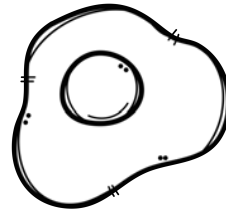


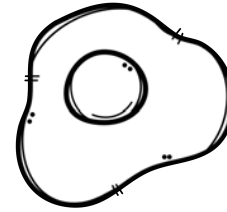

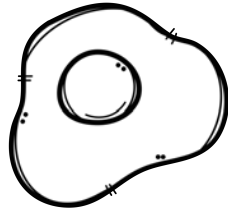


WORD LIST: PENCIL, ICE CREAM, GLASSES, ICING, LISTEN, MUSCLE, ERASER, DINOSAUR, WHISTLE, BASEBALL




SQUAWKING ARTICULATION

FINAL
S

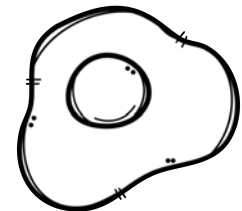

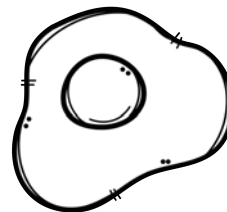

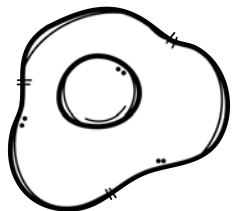

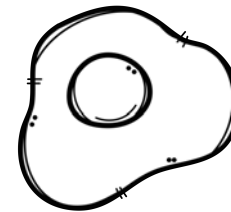

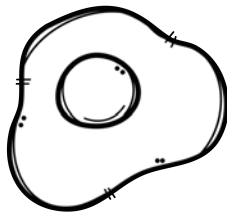
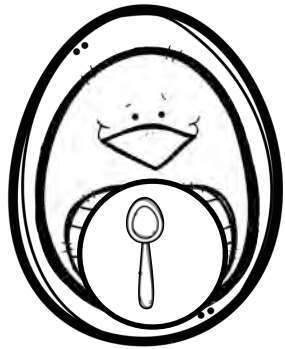
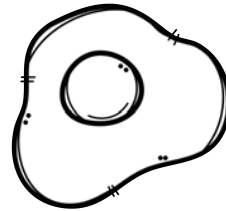


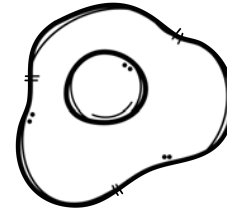
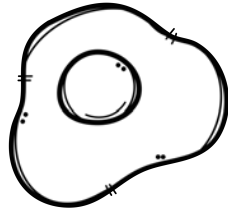


WORD LIST: ICE, BUS, HORSE, HOUSE, DRESS, FENCE, MOUSE, NURSE, DICE, GRASS



SQUAWKING ARTICULATION

MIXED
SLBENDS

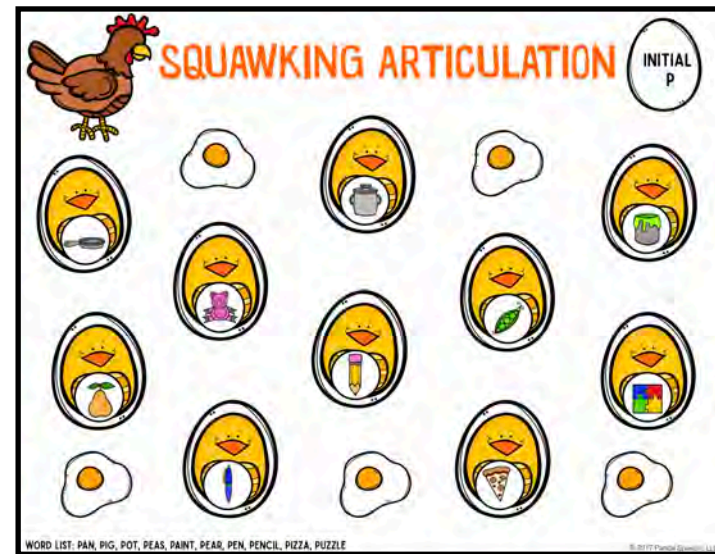
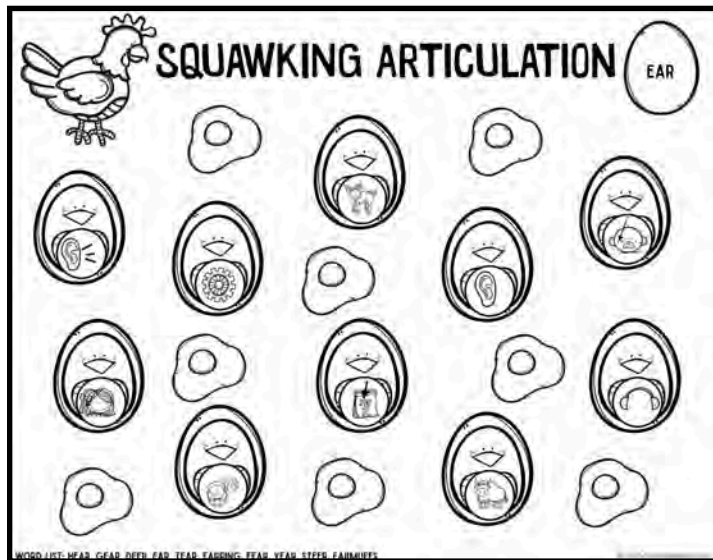


WORD LIST: STAR, SMILE, STOP, SCHOOL, SNAKE, SPOON, SNAIL, SMOKE, SKY, SPIDER

GET THE FULL VERSION!

Chicken game not included, must be purchased separately.

This activity was designed to be a simple, no-prep game companion to target articulation in an engaging way. This version includes the following sounds: Initial/final p/b/m (for bilabials and final consonants), final t, d, n (for final consonants), initial/medial/final: k, g, f, v, l, s, z, sh, ch, j, th, l blends, , s blends (sp, st, sm, sn, sk, sl, sw, mixed), pre-vocalic r, er, or, ar, air, ear, & r blends. I also included blank open-ended pages.



COLOR AND BLACK & WHITE



Terms of Use: © Panda Speech

Paid Product: This is a single user license ONLY. DO NOT share, copy, email, save to a shared drive, or redistribute this file in any way. If you wish to share with a colleague, please purchase an additional license or direct them to my TPT store.

Free Product: Single user download ONLY! Please direct others to my store if you want to share!

*You may not copy any part of this document (content, layout, format, idea, design) and reproduce it or create a similar product using my idea. All rights reserved to Mandi SLP of Panda Speech, LLC. This original activity was imagined and created by Amanda Schaumburg, all rights reserved.

PLEASE RESPECT COPYRIGHT LAWS!!

Don't forget to check out
the Panda Font Shop!



**Leave feedback to
earn TPT credits!**



**Check out my
best sellers!**



ARTWORK SHOUT OUTS!

Panda Fonts: <https://www.teacherspayteachers.com/Store/Panda-Speech/Category/Panda-Font-Shop>

Erin Bradley Designs: <https://www.teacherspayteachers.com/Store/Erin-Bradley-Designs>

Creative Clips: <https://www.teacherspayteachers.com/Store/Krista-Walden>

Smarty Symbols: www.smartysymbols.com

Rebecca B. Designs: <https://www.teacherspayteachers.com/Store/Rebeccab-Designs>

Dancing Crayon: www.dancingcrayon.com

Empty Jar Illustrations: <https://www.teacherspayteachers.com/Store/Empty-Jar-Illustrations>

Teaching in the Tongass: <https://www.teacherspayteachers.com/Store/Teaching-In-The-Tongass>

Lindy Du Plessis: <https://www.teacherspayteachers.com/Store/Lindy-Du-Plessis>

Polka Dots Please: <https://www.teacherspayteachers.com/Store/Polka-Dots-Please>


Pignit: <https://www.teacherspayteachers.com/Store/Pigknit-Clip-Art>

Educlips: <https://www.teacherspayteachers.com/Store/Educlips>

<https://www.teacherspayteachers.com/Store/Zip-a-dee-doo-dah-Designs>

<https://www.teacherspayteachers.com/Store/Sillyomusic>

<https://www.teacherspayteachers.com/Store/Blue-Blossom-Designs>



pigknit

